

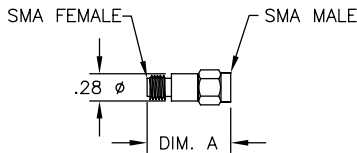
DC-18 GHz Fixed Attenuators

Model	Frequency Range	Attenuation Values *	Attenuation Accuracy	VSWR (maximum)	RF Connectors
50HF-XXX	DC-18 GHz	0-10, 12, 15, 20 & 30 dB	± 0.3 dB (1-6 dB) ± 0.5 dB (7-20 dB) ± 0.75 dB (30 dB)	1.2:1 DC-4 GHz 1.25:1 4-8 GHz 1.3:1 8-12.4 GHz 1.4:1 12.4-18 GHz	N or SMA
50HF-XXX-5	DC-18 GHz	0-10, 12, 15, 20 & 30 dB	± 0.3 dB (1-6 dB) ± 0.5 dB (7-20 dB) ± 0.75 dB (30 dB)	1.2:1 DC-4 GHz 1.25:1 4-8 GHz 1.3:1 8-12.4 GHz 1.4:1 12.4-18 GHz	N or SMA
50HFP-XXX-10	DC-18 GHz	3, 6, 10, 20 & 30 dB	± 0.5 dB (3 & 6 dB) ± 0.75 dB (10 dB) ± 1.0 dB (20 dB) ± 1.25 dB (30 dB)	1.2:1 DC-4 GHz 1.3:1 4-12.4 GHz 1.4:1 12.4-15 GHz 1.45:1 15-18 GHz	N or SMA

* (XXX) insert attenuation value - Consult Factory for other dB Values

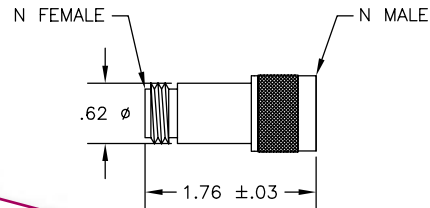
Model	Impedance	Input Power (average)	Peak Power	Operating Temperature
50HF-XXX	50 Ohms	2 Watts @ +25° C (derate to 0.5 Watts @ +125° C)	250 Watts	-65° C to +125° C
50HF-XXX-5	50 Ohms	5 Watts @ +25° C (derate to 1 Watt @ +125° C)	250 Watts	-65° C to +125° C
50HFP-XXX-10	50 Ohms	10 Watts @ +25° C (derate to 2 Watts @ +125° C)	500 Watts	-65° C to +125° C

50HF-XXX SMA



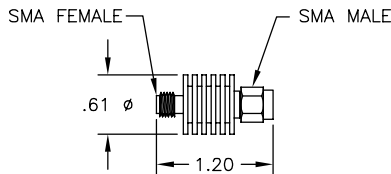
dB VALUE	DIM. A
0.5-12 dB	.86 ±.03
13-30 dB	.99 ±.03

50HF-XXX N

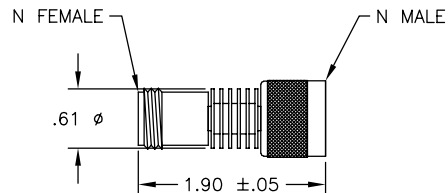


BUY ONLINE AT
www.jfwindustries.com

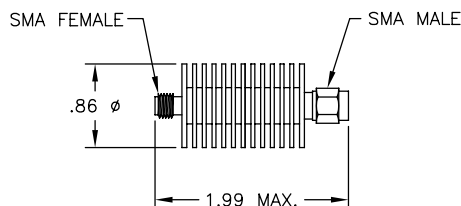
50HF-XXX-5 SMA



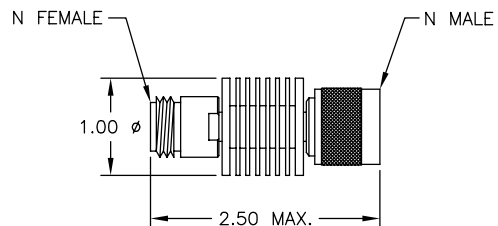
50HF-XXX-5 N



50HFP-XXX-10 SMA



50HFP-XXX-10 N



Custom RF designs at catalog prices | No NRE charges | Email sales@jfwindustries.com