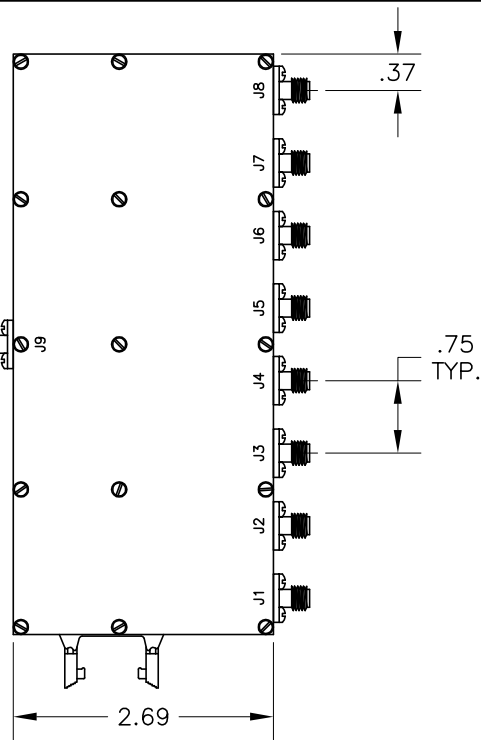
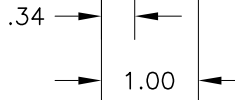


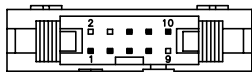
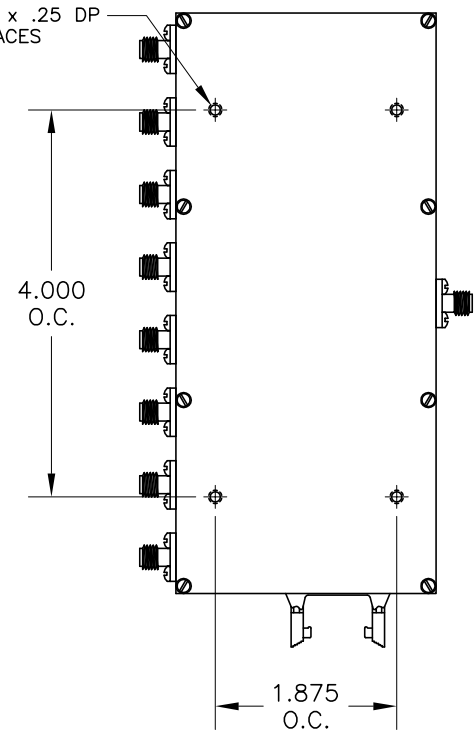
SMA FEMALE  
9-PLACES



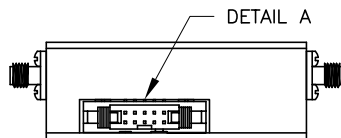
.75  
TYP.



6-32 x .25 DP  
4-PLACES



DETAIL A  
3M# 3793-5303



PIN	FUNCTION
1	CONTROL 1
2	NO CONNECTION
3	CONTROL 2
4	NO CONNECTION
5	CONTROL 3
6	+XX Vdc
7	CONTROL 4
8	+5 Vdc
9	NO CONNECTION
10	GROUND

J9 TO:	CONT. 1	CONT. 2	CONT. 3	CONT. 4
NONE	0	0	0	0
J1	1	0	0	0
J2	0	1	0	0
J3	1	1	0	0
J4	0	0	1	0
J5	1	0	1	0
J6	0	1	1	0
J7	1	1	1	0
J8	0	0	0	1

				<b>JFW INDUSTRIES, INC.</b>		INDIANAPOLIS, IN		PROPRIETARY INFORMATION	
								ALL SURFACES ARE TO BE FREE OF BURRS, PITS, & SCRATCHES	
REV	ECN	DATE	BY	DRAWN BY	C. BRYANT	DATE	4-23-01	TOLERANCES	
A	7060	4-4-02	CMB	APP'D BY		SCALE	3/4	FRACTIONAL DIM. ± 1/64	
B	7422	3-21-03	BZ	MATERIAL		ALUMINUM ALLOY		2 PLACE DECIMAL ± .010	
C	7808	4-13-04	TEZ	FINISH		ELECTROLESS NICKEL		3 PLACE DECIMAL ± .005	
				DESCRIPTION		50S-XXXX: 1P8T SWITCH		ANGULAR DIM. ± 1/2°	
								DWG NO. 092-3658	