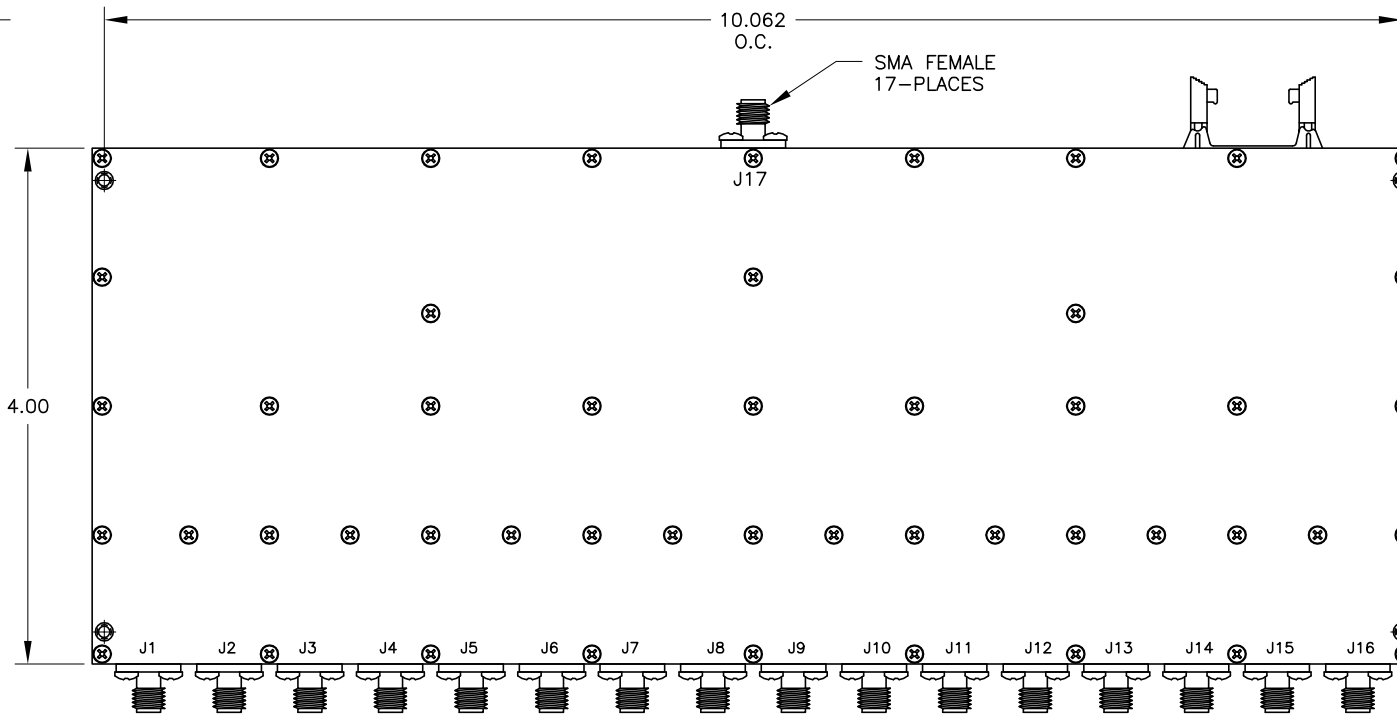
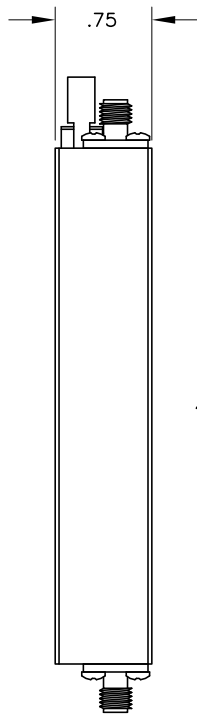
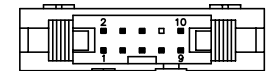


DETAIL A



4-40 x .25 DP
4-PLACES
(FROM OTHER SIDE)



DETAIL A
3M# 3793-5303

PIN	FUNCTION
1	CONTROL 1
2	CONTROL 2
3	CONTROL 3
4	CONTROL 4
5	CONTROL 5
6	+5 Vdc
7	+24 Vdc
8	GROUND
9	GROUND
10	GROUND

J17 TO:	J1	J2	J3	J4	J5	J6	J7	J8	J9	J10	J11	J12	J13	J14	J15	J16
CONTROL 1	1	0	1	0	1	0	1	0	1	0	1	0	1	0	1	0
CONTROL 2	0	1	1	0	0	1	1	0	0	1	1	0	0	1	1	0
CONTROL 3	0	0	0	1	1	1	1	0	0	0	0	1	1	1	1	0
CONTROL 4	0	0	0	0	0	0	0	1	1	1	1	1	1	1	1	0
CONTROL 5	0	0	0	0	0	0	0	0	0	0	0	0	0	0	0	1

		JFW INDUSTRIES, INC. INDIANAPOLIS, IN				PROPRIETARY INFORMATION ALL SURFACES ARE TO BE FREE OF BURRS, PITS, & SCRATCHES.	
						TOLERANCES FRACTIONAL DIM. ± 1/64 2 PLACE DECIMAL ± .010 3 PLACE DECIMAL ± .005 ANGULAR DIM. ± 1/2°	
REV	ECN	DATE	BY	DRAWN BY	B. ZEIHEN	DATE	3-17-08
				APP'D BY		SCALE	FULL
				MATERIAL	ALUMINUM ALLOY		
				FINISH	ELECTROLESS NICKEL		
				DESCRIPTION	50S-XXXX: 1P16T SWITCH		