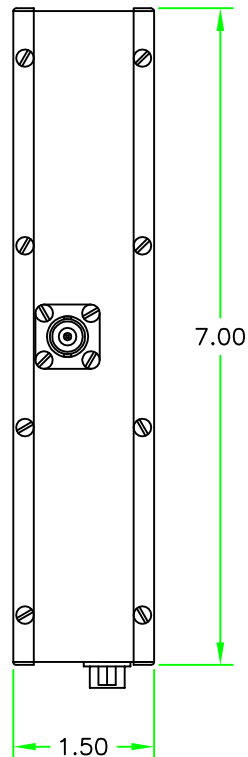
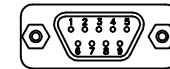
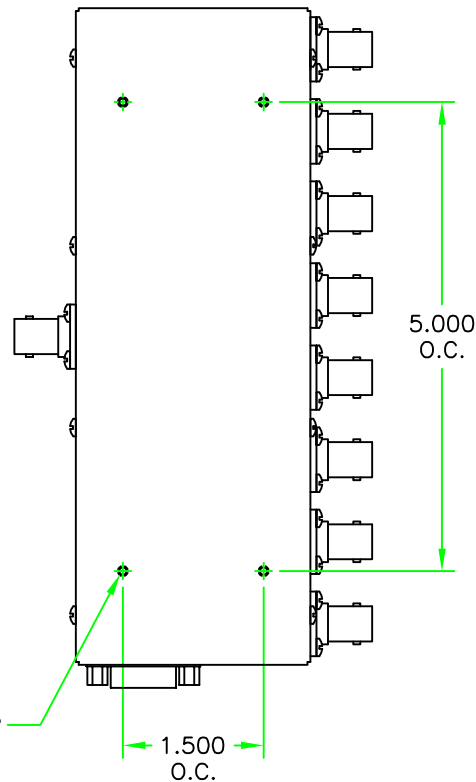


BNC FEMALE
9-PLACES



6-32 x .25 DP
4-PLACES

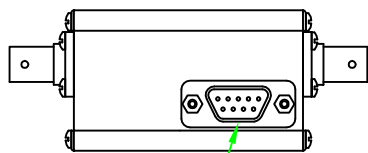


DETAIL A
DE-9P

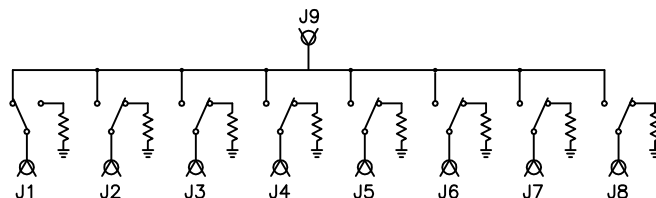
PIN	FUNCTION
1	CONTROL 1
2	CONTROL 2
3	CONTROL 3
4	NO CONNECTION
5	NO CONNECTION
6	NO CONNECTION
7	NO CONNECTION
8	+12 Vdc
9	GROUND

J9 TO	CONT.		
	1	2	3
J1	0	0	0
J2	1	0	0
J3	0	1	0
J4	1	1	0
J5	0	0	1
J6	1	0	1
J7	0	1	1
J8	1	1	1

NOTE:
WITH NO POWER APPLIED
TO DE-9 CONNECTOR
COMMON IS FAILSAFE
CONNECTED TO J-1



DETAIL A



SHOWN WITH NO POWER APPLIED

REV	ECN	DATE	BY	APPR
-	ISSUED	-	XXX	XXX
A	6929	12-03-01	MAH	TEZ
B	7040	3-15-02	TEZ	TEZ
C	20247	6-20-11	JZ	TEZ



JFW INDUSTRIES, INC.

www.jfwindustries.com

PH: 317-887-1340

MATERIAL	BRASS	PROPRIETARY INFORMATION
FINISH	NICKEL	ALL SURFACES ARE TO BE FREE OF BURRS, PITS, & SCRATCHES
MODEL	50S-XXX & 75S-XXX	TOLERANCES
DESCRIPTION	1P8T COAXIAL SWITCH	XXX±.010 .XXX±.005 .XX±.5
SCALE	3/4	DWG #
		092-2654