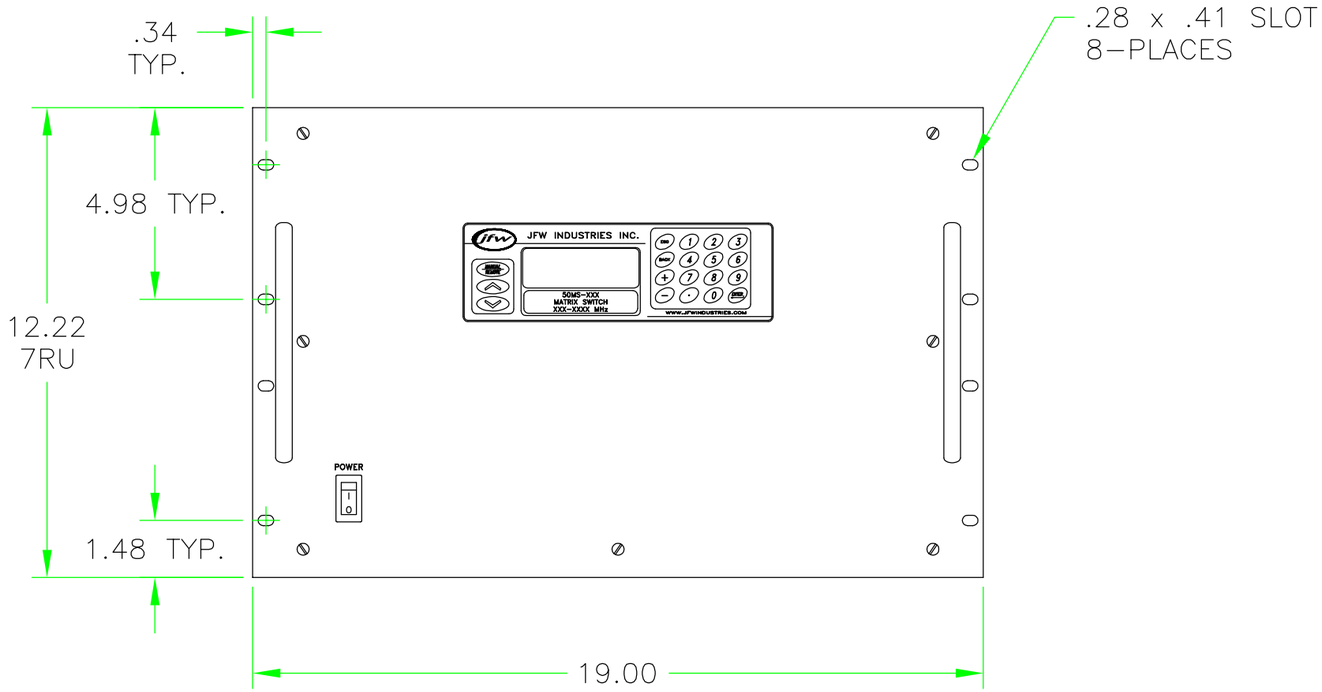

FRONT VIEW

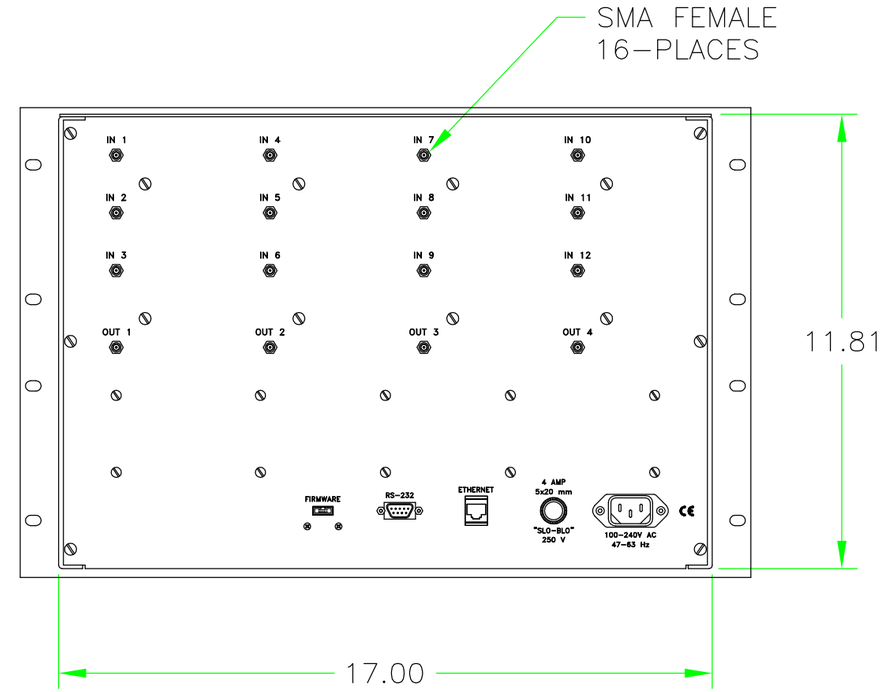

REAR VIEW

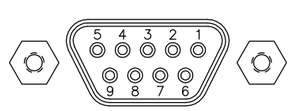

DETAIL A
DE-9S

PIN	FUNCTION
1	CHASSIS GROUND
2	RECEIVED DATA
3	TRANSMITTED DATA
4	NO CONNECTION
5	SIGNAL GROUND
6	NO CONNECTION
7	RTS
8	CTS
9	NO CONNECTION

NOTE: CHASSIS DEPTH = 21.47

REV	ECN	DATE	BY	APPR
–	ISSUED	9–14–11	JZ	TEZ
A	20906	11–16–11	JZ	TEZ
B	24240	4–29–15	TEZ	TEZ

JFW INDUSTRIES, INC.

www.jfwindustries.com PH: 317–887–1340

MATERIAL: ALUMINUM ALLOY		PROPRIETARY INFORMATION
FINISH: CHEMFILM TCP / FRONT: BLACK		ALL SURFACES ARE TO BE FREE OF BURRS, PITS, & SCRATCHES
MODEL: 50MS–XXX	SCALE: 1/4	TOLERANCES .XX±.010 .XXX±.005 XX°±.5°
DESCRIPTION: 12x4 MATRIX SWITCH		DWG #: 092–7080