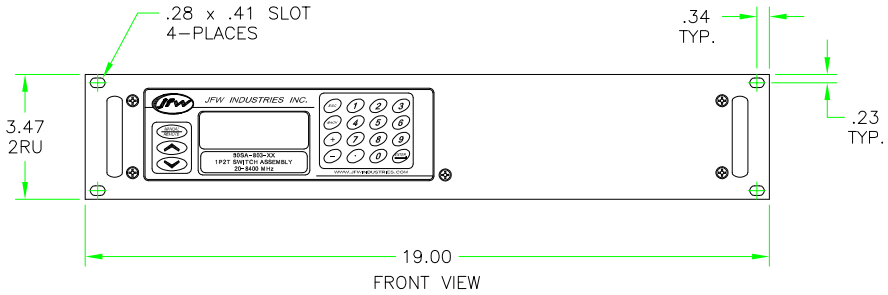

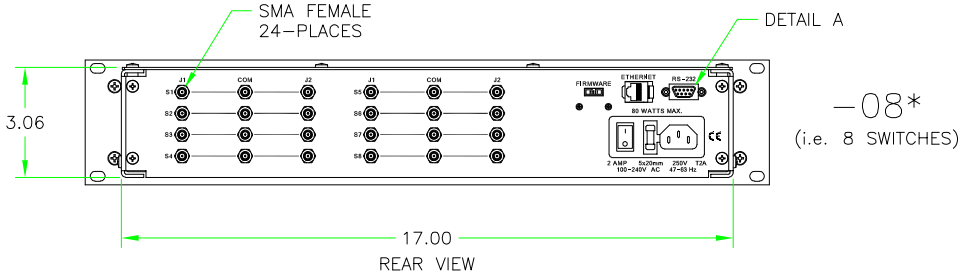

-08*
(i.e. 8 SWITCHES)

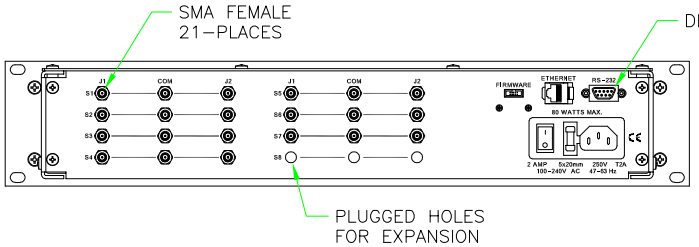

-07*
(i.e. 7 SWITCHES)

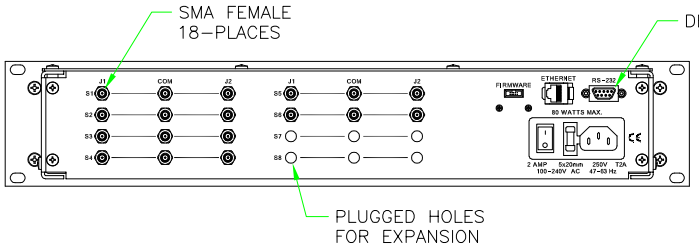

-06*
(i.e. 6 SWITCHES)

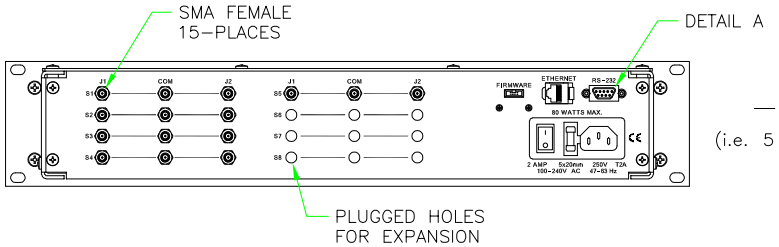

-05*
(i.e. 5 SWITCHES)

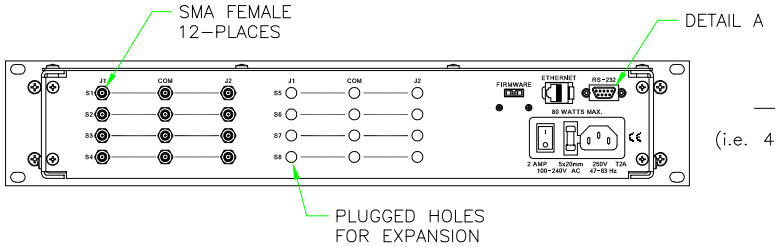

-04*
(i.e. 4 SWITCHES)

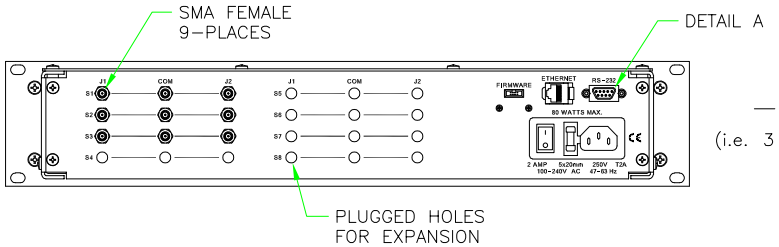

-03*
(i.e. 3 SWITCHES)

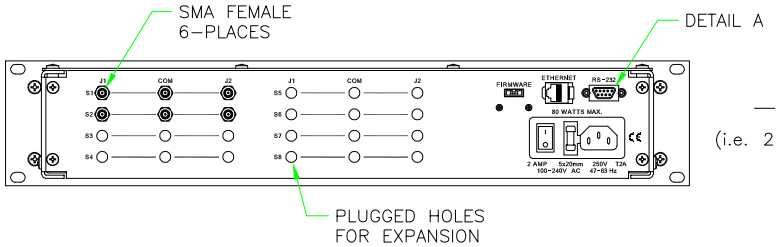

-02*
(i.e. 2 SWITCHES)

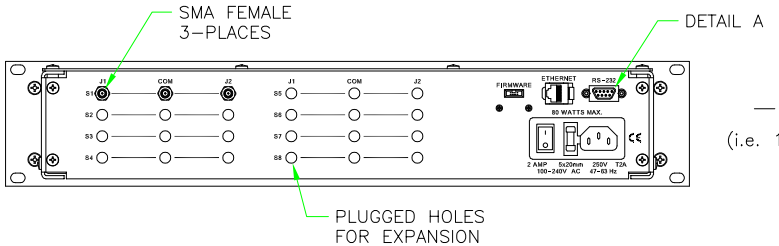

-01*
(i.e. 1 SWITCH)

PIN	FUNCTION
1	CHASSIS GROUND
2	RECEIVED DATA
3	TRANSMITTED DATA
4	NO CONNECTION
5	SIGNAL GROUND
6	NO CONNECTION
7	RTS
8	CTS
9	NO CONNECTION

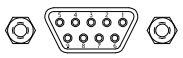

DETAIL A
DE-9S

CHASSIS DEPTH = 17.22 INCHES

NOTE:
ALL REAR PANELS ARE SCREENED FOR EIGHT SWITCHES TO ALLOW FOR FUTURE EXPANSION.

REV	ECN	DATE	BY	APPR
-	ISSUED	8-10-2023	JZ	BAC

JFW INDUSTRIES, INC.
www.jfwindustries.com PH: 317-887-1340

MATERIAL	ALUMINUM ALLOY	PROPRIETARY INFORMATION
FINISH	CHEMFILM TCP / FRONT: BLACK	ALL SURFACES ARE TO BE FREE OF BURRS, PITS, & SCRATCHES
MODEL	50SA-803-XX*	SCALE 1/2
TOLERANCES	.XX±.010 .XXX±.005 XX°±.5°	
DESCRIPTION	1P2T SWITCH ASSEMBLY	DWG # 092-10125