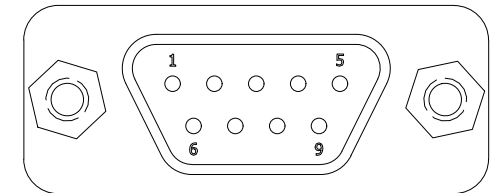


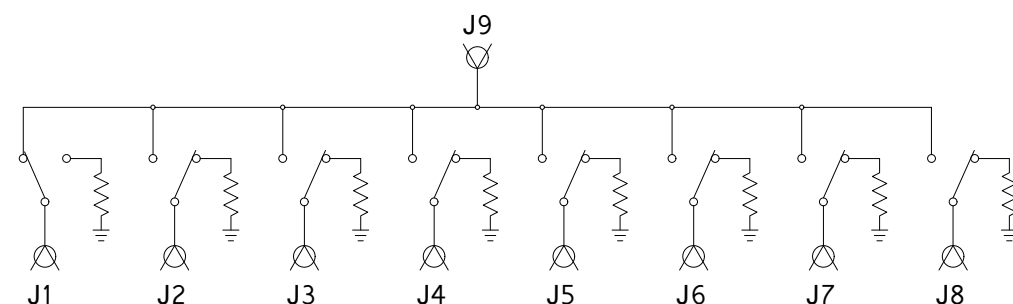
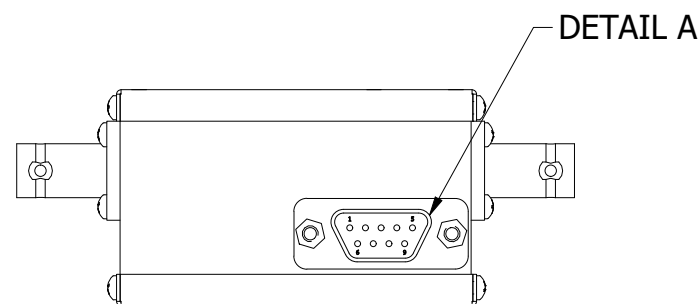
NOTE:  
WITH NO POWER APPLIED  
TO DE-9 CONNECTOR,  
COMMON IS FAILSAFE  
CONNECTION TO J1



DETAIL A  
DE-9P

J9 TO:	C1	C2	C3
J1	0	0	0
J2	1	0	0
J3	0	1	0
J4	1	1	0
J5	0	0	1
J6	1	0	1
J7	0	1	1
J8	1	1	1

PIN	FUNCTION
1	CONTROL 1
2	CONTROL 2
3	CONTROL 3
4	NO CONNECTION
5	NO CONNECTION
6	NO CONNECTION
7	NO CONNECTION
8	+12 Vdc
9	GROUND



SHOWN WITH NO POWER APPLIED

REV	ECN	DATE	BY	APPR
-	ISSUED	----	---	---
A	6929	12-3-01	MAH	TEZ
B	7040	3-15-02	TEZ	TEZ
C	20247	6-20-11	JZ	TEZ
D	24444	12-18-15	JZ	BZ



**JFW INDUSTRIES, INC.**

[www.jfwindustries.com](http://www.jfwindustries.com)

PH: 317-887-1340

MATERIAL	BRASS	PROPRIETARY INFORMATION
FINISH	NICKEL	ALL SURFACES ARE TO BE FREE OF BURRS, PITS & SCRATCHES
MODEL	50S-XXX & 75S-XXX	TOLERANCES .XX±.010 .XXX±.005 XX°±.5°
DESCRIPTION	1P8T COAX. SWITCH	DWG # 092-2654