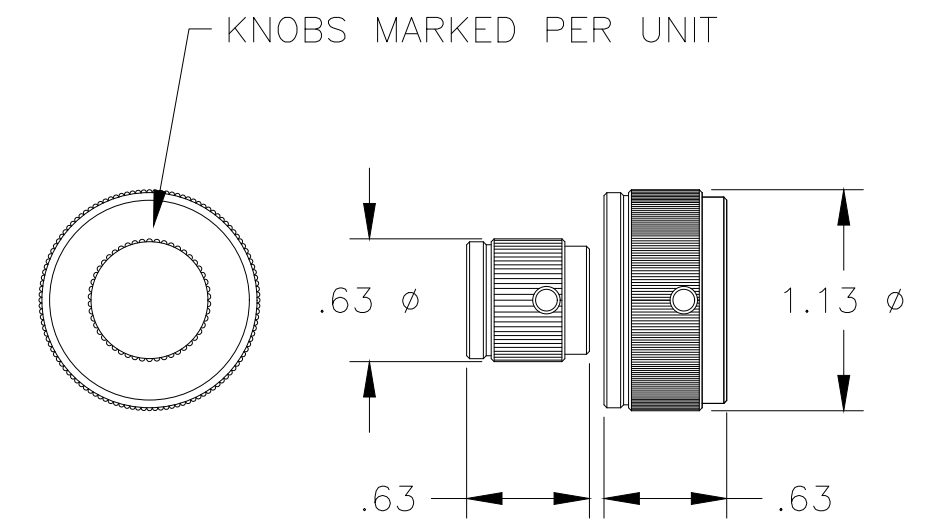
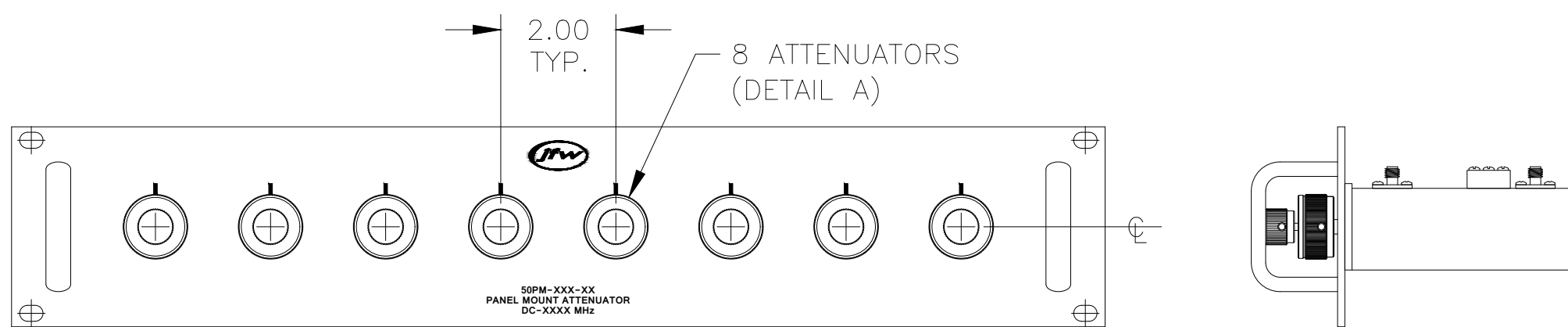


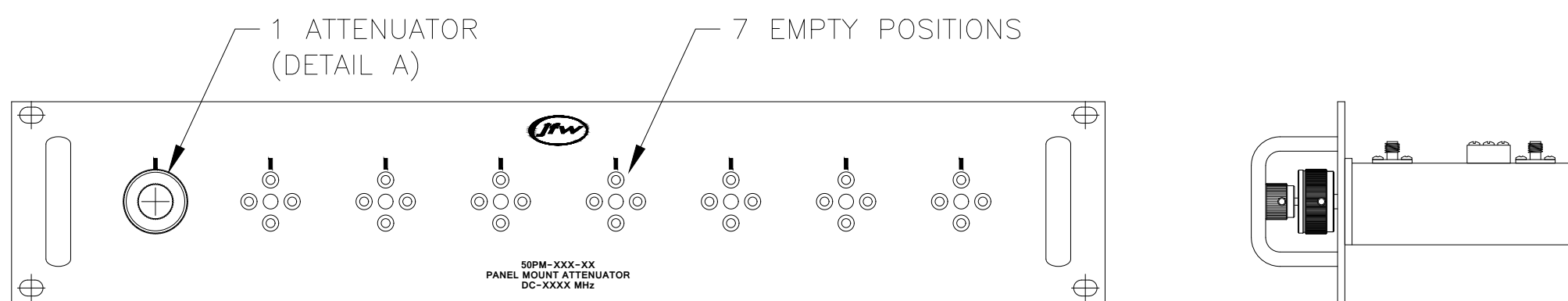
50PM-XXX-06  
75PM-XXX-06  
6 ATTENUATORS



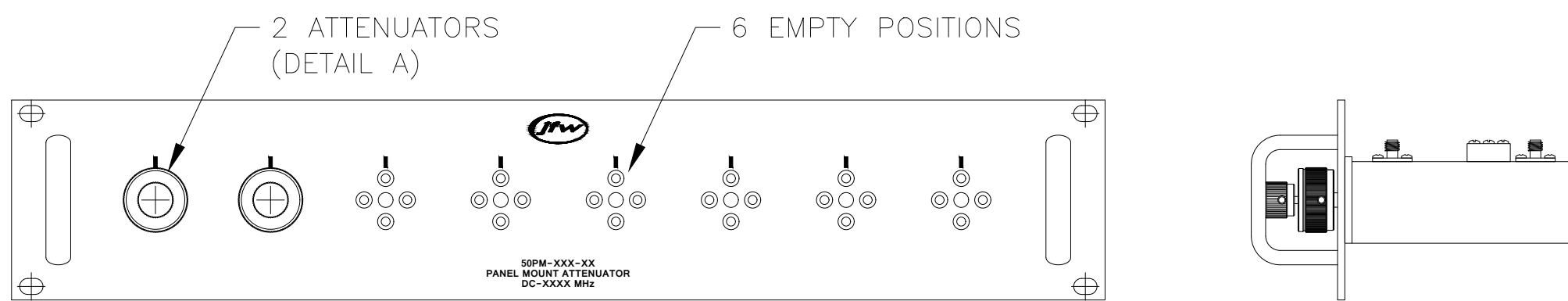
DETAIL A: KNOB DETAILS



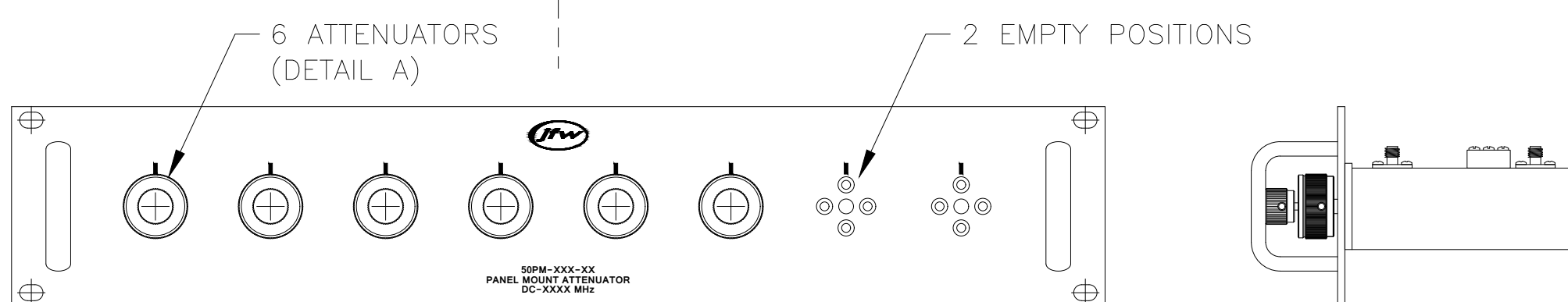
50PM-XXX-08  
75PM-XXX-08  
8 ATTENUATORS



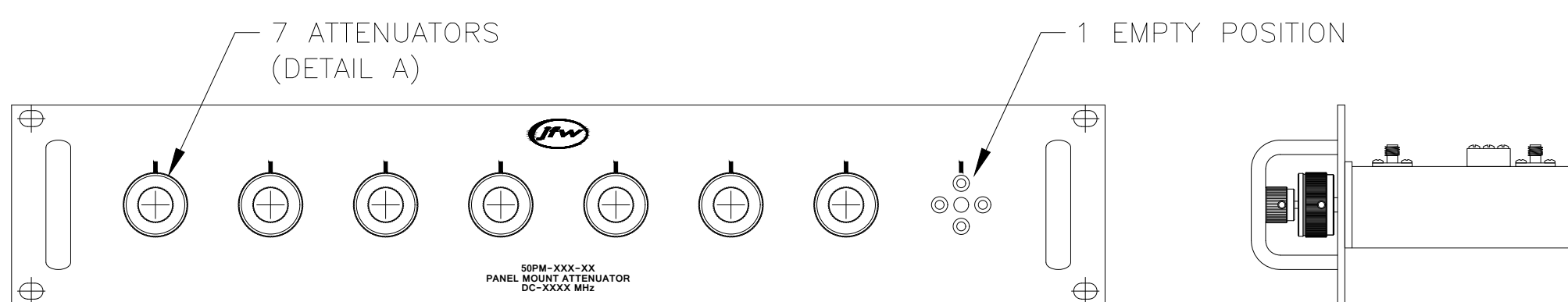
50PM-XXX-01-7EP  
75PM-XXX-01-7EP  
1 ATTENUATOR  
7 EMPTY POSITIONS



50PM-XXX-02-6EP  
75PM-XXX-02-6EP  
2 ATTENUATORS  
6 EMPTY POSITIONS



50PM-XXX-06-2EP  
75PM-XXX-06-2EP  
6 ATTENUATORS  
2 EMPTY POSITIONS



50PM-XXX-07-1EP  
75PM-XXX-07-1EP  
7 ATTENUATORS  
1 EMPTY POSITION

NOTE:  
ALL ATTENUATOR POSITIONS ARE SCREENED  
ON PANEL TO ALLOW FOR FUTURE EXPANSION

REV	ECN	DATE	BY	APPR		JFW INDUSTRIES, INC.	
-	ISSUED	3-1-16	JZ	TEZ		www.jfwindustries.com PH: 317-887-1340	
A	28119	9-25-17	DTS	TRS		PROPRIETARY INFORMATION	
B	30564	7-28-20	TEZ	TEZ		ALL SURFACES ARE TO BE FREE OF BURRS, PITS, & SCRATCHES	
						MATERIAL	ALUMINUM ALLOY
						FINISH	CHEMFILM TCP / FRONT: BLACK
						MODEL	50PM-XXX-XX
						SCALE	3/8
						DESCRIPTION	PANEL MOUNT ATTENUATOR
						TOLERANCES	.XX±.010 .XXX±.005 .XX'±.5'
						DWG #	092-8565