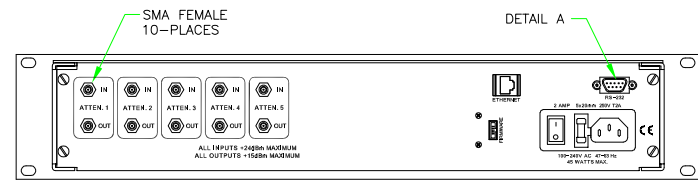


PIN	FUNCTION
1	CHASSIS GROUND
2	RECEIVED DATA
3	TRANSMITTED DATA
4	NO CONNECTION
5	SIGNAL GROUND
6	NO CONNECTION
7	RTS
8	CTS
9	NO CONNECTION




CHASSIS DEPTH = 17.22 INCHES


NOTE:
ALL REAR PANELS ARE SCREENED FOR EIGHT ATTENUATORS TO ALLOW FOR FUTURE EXPANSION. ONLY USED SECTIONS ARE SHOWN FOR CLARITY.




-05
(i.e. 5 ATTENUATORS)




-04
(i.e. 4 ATTENUATORS)



-03
(i.e. 3 ATTENUATORS)



-02
(i.e. 2 ATTENUATORS)



-01
(i.e. 1 ATTENUATORS)

REV	ECN	DATE	BY	APPR	TRG	JFW INDUSTRIES, INC.	
-	ISSUED	9-25-19	JZ	TRG		www.jfwindustries.com PH: 317-887-1340	
MATERIAL						ALUMINUM ALLOY	PROPRIETARY INFORMATION
FINISH						CHEMFILM TCP / FRONT: BLACK	ALL SURFACES ARE TO BE FREE OF BURRS, PITS, & SCRATCHES
MODEL						50PA-XXX-XX	SCALE 3/8 TOLERANCES
DESCRIPTION						PROGRAMMABLE ASSEMBLY	XX±0.10 XXX±.005 YYY±.5
DWG #						092-9418-01	