

JFW MODEL
115-034

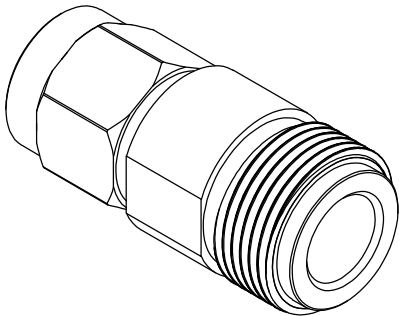
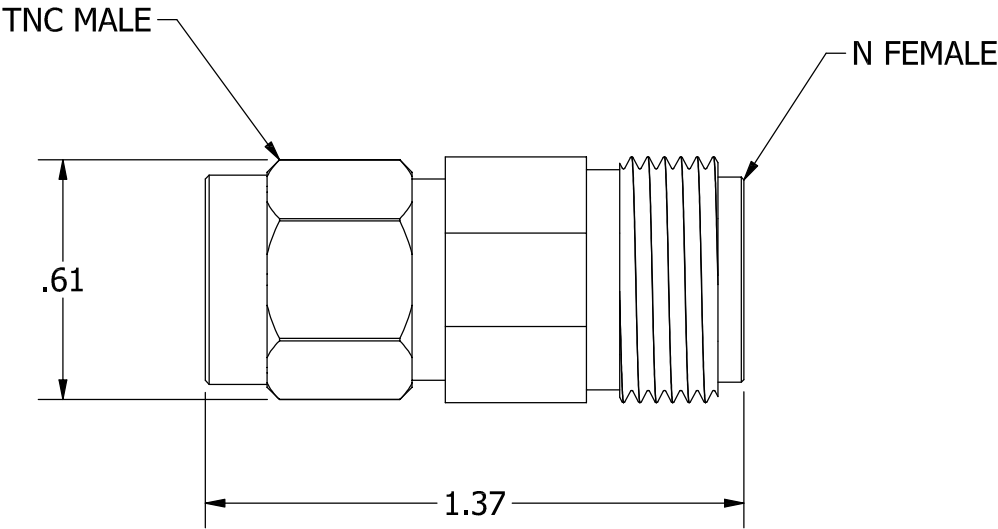
IMPEDANCE
50 oHMs nominal


FREQUENCY RANGE
DC-18 GHz

VSWR
1.25:1 maximum
1.15:1 typical

Connector Body
Passivated Stainless Steel

Connector Pins
Gold Plated



REV	ECN	DATE	BY	APPR	<div><div>JFW INDUSTRIES, INC.</div><div>www.jfwindustries.comPH: 317-887-1340</div></div>		
-	ISSUED	3-26-2025	GM	TRS			
					MATERIAL	STAINLESS STEEL	PROPRIETARY INFORMATION
					FINISH	PASSIVATED	ALL SURFACES ARE TO BE FREE OF BURRS, PITS & SCRATCHES
					MODEL	115-034	TOLERANCES .XX±.010 .XXX±.005 XX°±.5°
					DESCRIPTION	50 OHM RF ADAPTER TNC MALE / N FEMALE	DWG # 115-034